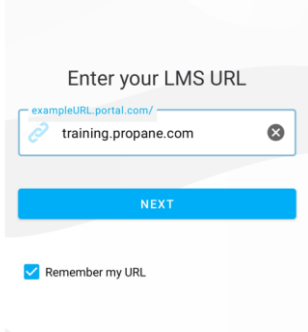


## Offline Learning Tool

PERC is proud to offer a new way to engage with propane educational materials. The Offline Learning Tool is a mobile app that provides the user the ability to take courses and exams “offline”, and then sync them to their Learning Center account when service is restored.

Here are the steps to use this tool:

1. Download the tool via the Google Play Store or Apple Store.
2. Type in the URL ***training.propane.com*** and click NEXT.



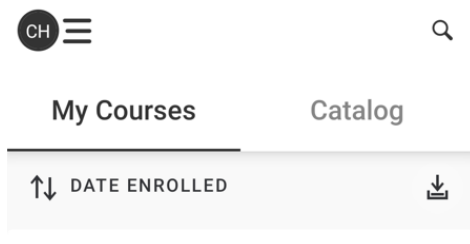
Enter your LMS URL

exampleURL.portal.com/  
training.propane.com

NEXT

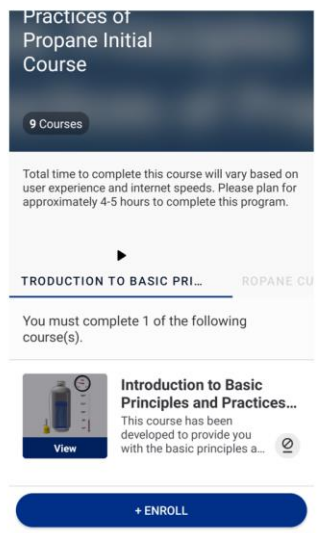
☒ Remember my URL

3. Type in your username and password, then click Login. This is the same as you would use for the Learning Center website.
4. Once you are logged in, you will see two tabs: 'My Courses' and 'Catalog'.
  - a. The 'My Courses' tab contains the courses and exams that you have been assigned or enrolled into.
  - b. The 'Catalog' is where all courses and exams you can enroll in are located.



## To Download Courses

1. Turn Wi-Fi off on your device.
2. Enroll into the course by clicking the **Enroll** button.



3. Click the download arrow to download course to device.



4. Complete the training offline.
5. Once you are done with the training, turn Wi-Fi back on on your device to upload results to your Learning Center account.

6. Once Wi-Fi is turned back on on your device, click the **Sync All** button to upload results to your Learning Center account.

